

Institutional Learning Goals: The Goals and Aspirations of a Haverford Education, Outcomes Over Time

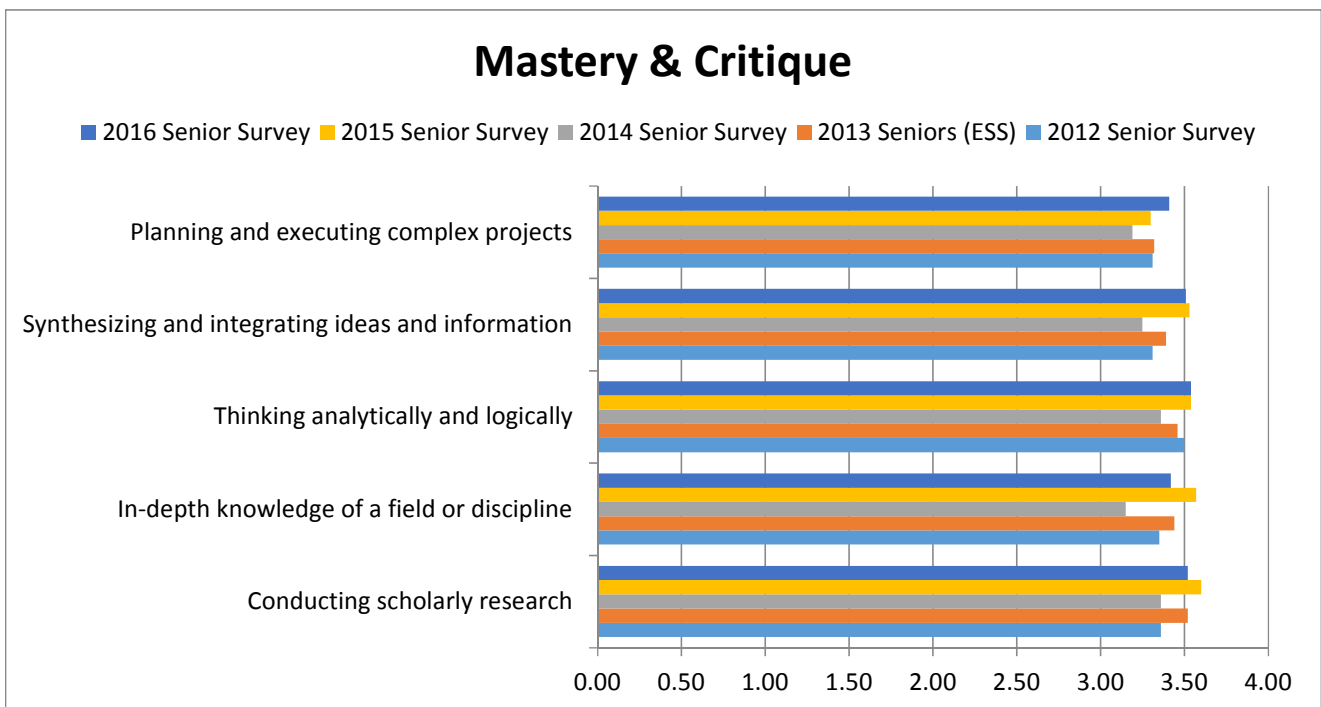
	2012 Senior Survey	2013 Seniors (ESS)	2014 Senior Survey	2015 Senior Survey	2016 Senior Survey
Seniors Surveyed	311	297	316	299	304
Survey Respondents	219	130	189	207	202
Response Rate	70%	44%	60%	69%	66%

To what extent has your experience at Haverford College contributed to your knowledge, skills, and personal development in the following areas?

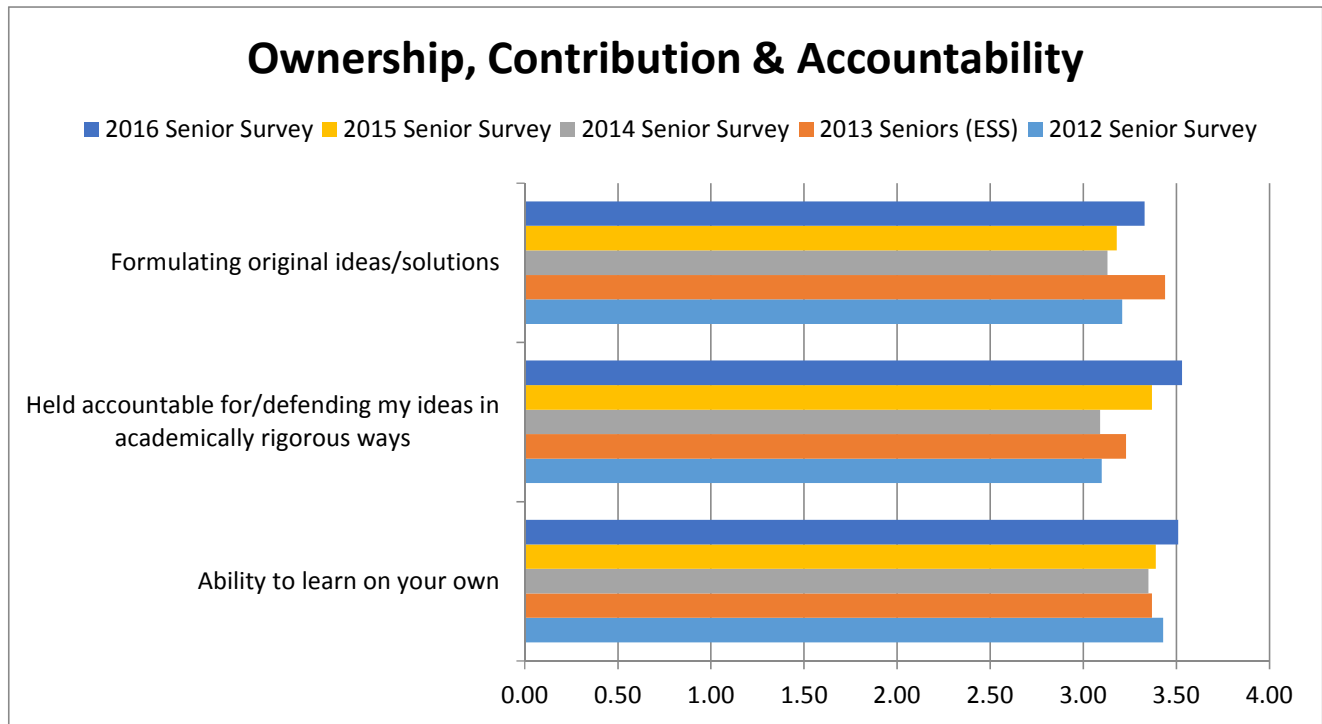
Scale: 1= very little or none, 2=some, 3=quite a bit, 4=very much

Source: 2015, Haverford Senior Survey; 2016, 2014, 2012, COFHE Senior Survey; 2013 COFHE ESS Survey

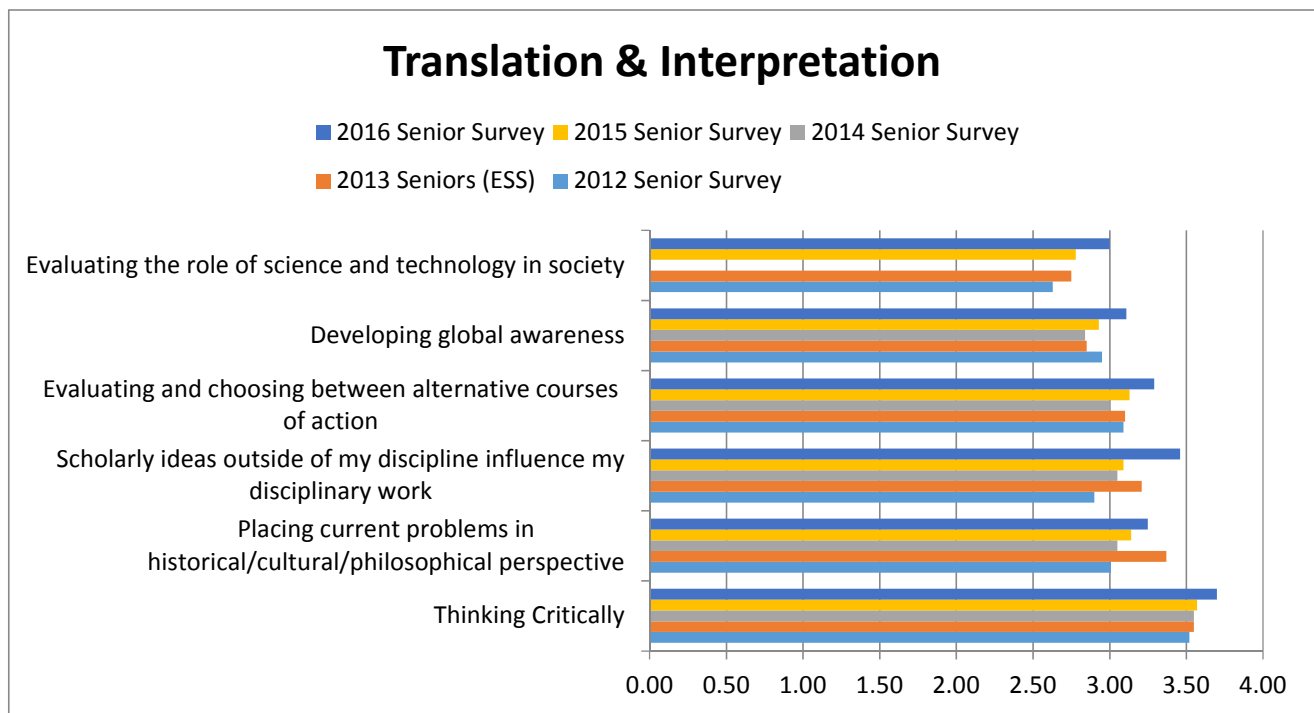
	2012 Senior Survey	2013 Seniors (ESS)	2014 Senior Survey	2015 Senior Survey	2016 Senior Survey
Mastery & Critique					
Conducting scholarly research	3.36	3.52	3.36	3.60	3.52
In-depth knowledge of a field or discipline	3.35	3.44	3.15	3.57	3.42
Thinking analytically and logically	3.50	3.46	3.36	3.54	3.54
Synthesizing and integrating ideas and information	3.31	3.39	3.25	3.53	3.51
Planning and executing complex projects	3.31	3.32	3.19	3.30	3.41



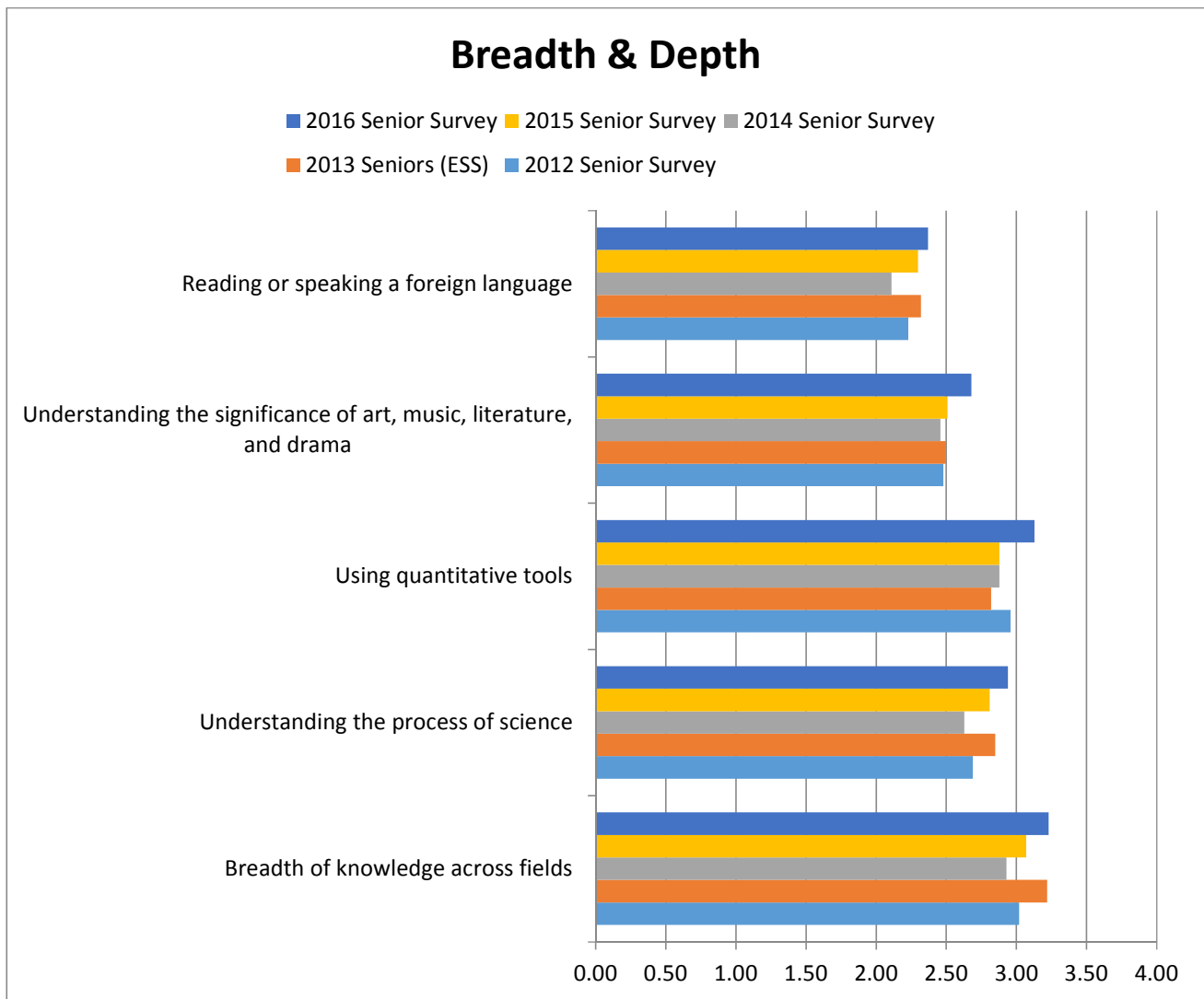
	2012	2013	2014	2015	2016
Ownership, Contribution & Accountability	Senior	Seniors	Senior	Senior	Senior
	Survey	(ESS)	Survey	Survey	Survey
Ability to learn on your own	3.43	3.37	3.35	3.39	3.51
Held accountable for/defending my ideas in academically rigorous ways	3.10	3.23	3.09	3.37	3.53
Formulating original ideas/solutions	3.21	3.44	3.13	3.18	3.33



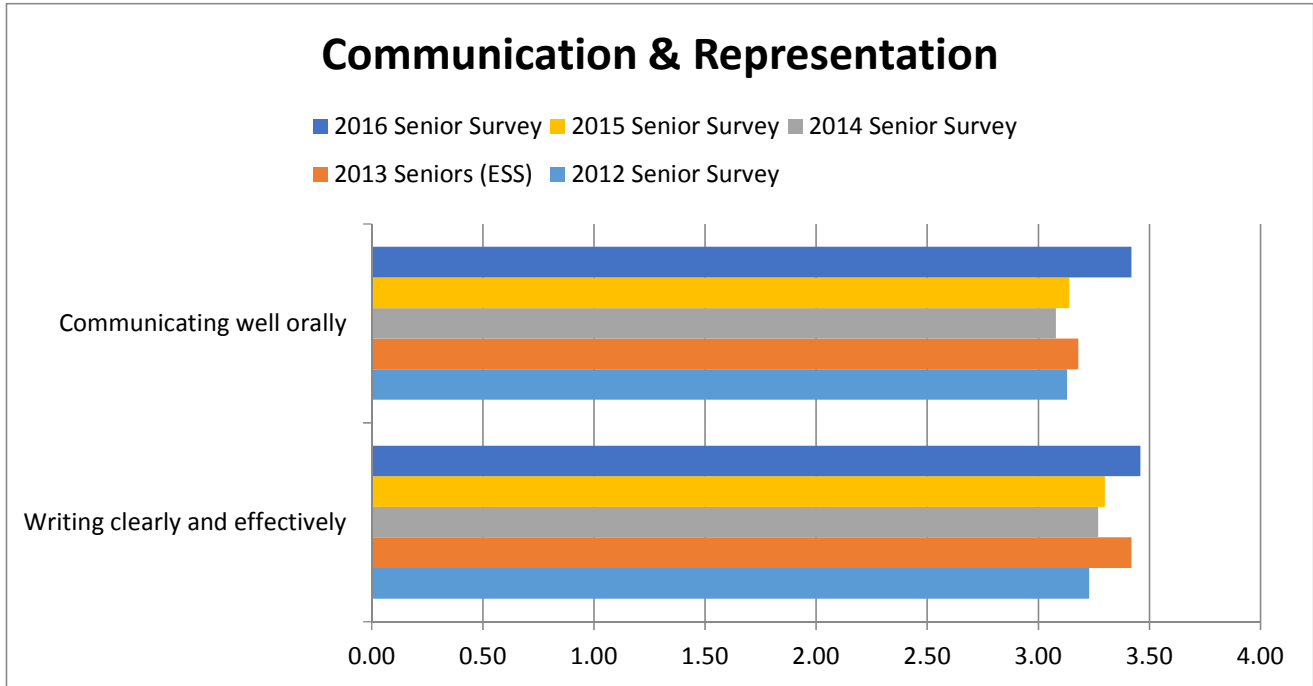
	2012 Senior Survey	2013 Seniors (ESS)	2014 Senior Survey	2015 Senior Survey	2016 Senior Survey
Thinking Critically	3.52	3.55	3.55	3.57	3.7
Placing current problems in historical/cultural/philosophical perspective	3.01	3.37	3.05	3.14	3.25
Scholarly ideas outside of my discipline influence my disciplinary work	2.90	3.21	3.05	3.09	3.46
Evaluating and choosing between alternative courses of action	3.09	3.10	3.00	3.13	3.29
Developing global awareness	2.95	2.85	2.84	2.93	3.11
Evaluating the role of science and technology in society	2.63	2.75	n.a.	2.78	3.00



Breadth & Depth	2012 Senior Survey	2013 Seniors (ESS)	2014 Senior Survey	2015 Senior Survey	2016 Senior Survey
Breadth of knowledge across fields	3.02	3.22	2.93	3.07	3.23
Understanding the process of science	2.69	2.85	2.63	2.81	2.94
Using quantitative tools	2.96	2.82	2.88	2.88	3.13
Understanding the significance of art, music, literature, and drama	2.48	2.50	2.46	2.51	2.68
Reading or speaking a foreign language	2.23	2.32	2.11	2.30	2.37



	2012	2013	2014	2015	2016
Communication & Representation	Senior	Seniors	Senior	Senior	Senior
	Survey	(ESS)	Survey	Survey	Survey
Writing clearly and effectively	3.23	3.42	3.27	3.30	3.46
Communicating well orally	3.13	3.18	3.08	3.14	3.42



	2012 Senior Survey	2013 Seniors (ESS)	2014 Senior Survey	2015 Senior Survey	2016 Senior Survey
"Imbued with better learning"					
Developing awareness of social problems	3.31	3.16	3.20	3.31	3.54
Identifying moral and ethical issues	3.03	3.08	3.05	3.23	3.4
Function effectively as a team member	3.00	2.98	3.05	3.17	3.34
Constructively resolving interpersonal conflicts	2.93	2.87	2.97	2.96	3.11
Learning about and engaged issues of social justice	2.90	2.86	2.87	3.06	3.5
Encouraged to put learning into action for greater ethical purposes	2.70	2.74	2.66	2.75	3.25
Relating well to people of different races, nations, and religions	2.78	2.73	2.83	2.87	3.21

