

Setting up your Experimentix Account

If you were in Intro Psych last year (e.g., you already have an Experimentix account), follow these directions:

Step 1: Go to: <http://experimentix.com/haverford/>
[make sure you are using Internet Explorer v5.00 or above, or Netscape v6.00 or above]

Step 2: Log-on using your previous login name and password to reactivate your account.

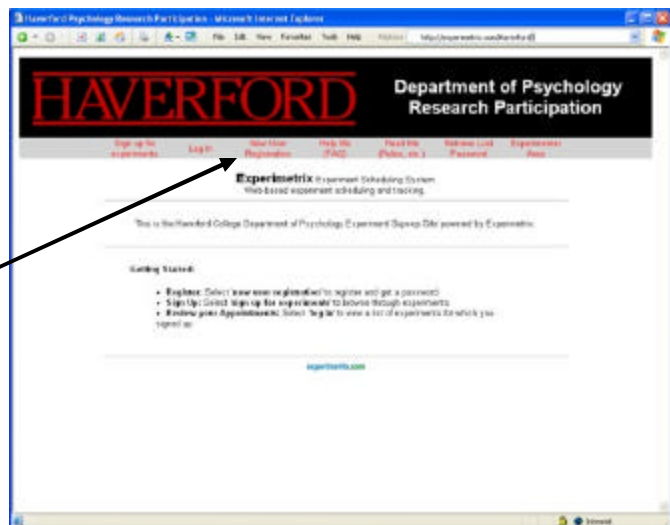
Step 3: Begin using the system.

If you are in Intro Psych for the first time (i.e., you don't have an Experimentix account), follow these directions:

Step 1: Go to: <http://experimentix.com/haverford/>
[make sure you are using Internet Explorer v5.00 or above, or Netscape v6.00 or above]

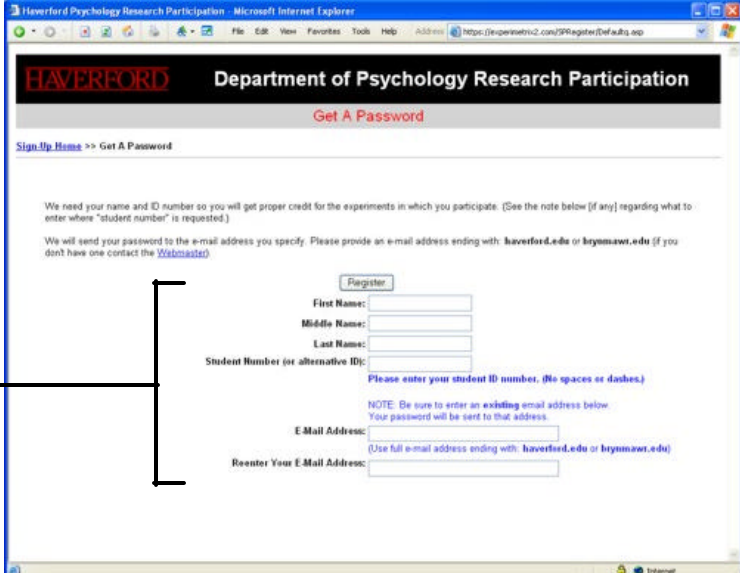
Step 2: Click on **New User Registration** from the menu bar.

Click here



Step 3: Fill-out the form. Make sure to click on the **Register** button when you are done.

Enter your information here



Haverford Psychology Research Participation - Microsoft Internet Explorer
https://expnetrv02.com/PP/register[default.asp]

HAVERFORD Department of Psychology Research Participation
Get A Password

Sign Up Home >> Get A Password

We need your name and ID number so you will get proper credit for the experiments in which you participate. (See the note below [if any] regarding what to enter where "student number" is requested.)

We will send your password to the e-mail address you specify. Please provide an e-mail address ending with: haverford.edu or hymansaw.edu (if you don't have one contact the [Webmaster](#))

Register

First Name:

Middle Name:

Last Name:

Student Number (or alternative ID):

Please enter your student ID number. (No spaces or dashes.)

NOTE: Be sure to enter an existing email address below. Your password will be sent to that address.

E-Mail Address:


Reenter Your E-Mail Address:

(Use full e-mail address ending with: haverford.edu or hymansaw.edu)

Step 4: Your login and password will be sent to the e-mail address you supplied (at your @*haverford.edu* account). It may take several minutes for this e-mail to arrive.

Step 5: Go back to the home page (i.e., the screen illustrated in Step 2).

Click here



Haverford Psychology Research Participation - Microsoft Internet Explorer
https://expnetrv02.com/PP/register[default.asp]

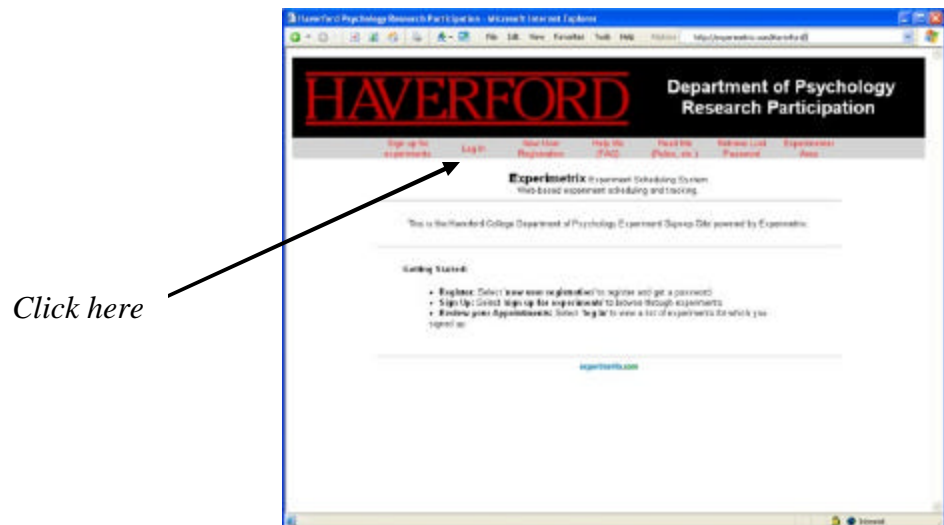
HAVERFORD Department of Psychology Research Participation
Get A Password

Sign Up Home >> Get A Password

YOUR LOGIN DETAILS WERE SENT TO YOUR EMAIL ADDRESS TO ACTIVATE YOUR ACCOUNT. PLEASE CHECK YOUR EMAIL FOR THIS MESSAGE. IF SO, YOU WILL NOT BE ABLE TO SIGN UP FOR EXPERIMENTS UNTIL YOU ACTIVATE YOUR ACCOUNT.

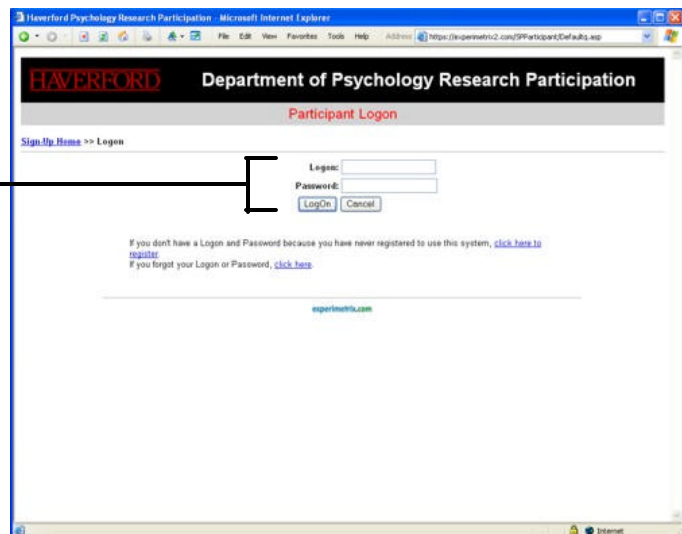
Your Login and Password will also be sent to your e-mail address. Once you receive them you will have to return to this site to schedule an appointment. Any appointment you might have attempted to sign up for might not be available when you return since appointments can not be held.

Step 6: Click **Log In** from the menu bar.



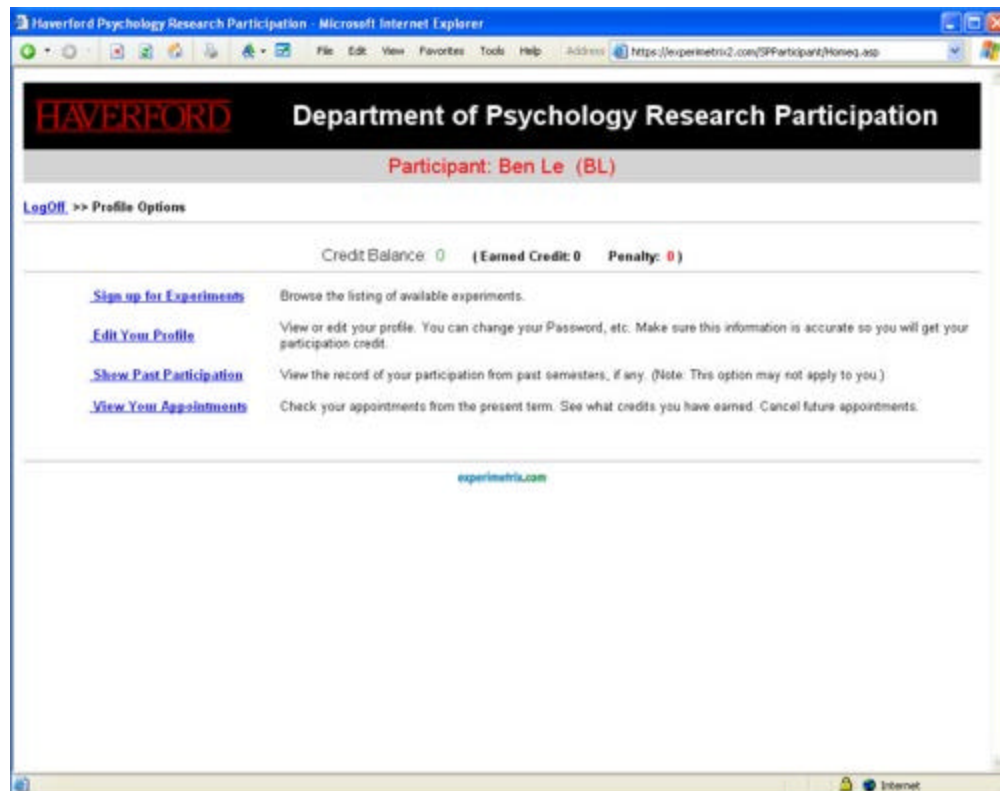
Step 7: Using the login and password from the e-mail, log on to the system.

*Enter your login and password here, and click **LogOn***



Step 8: From this screen you can:

- Sign-up for available experiments
- Change your password (you probably want to do this)
- See a record of the studies you have already participated in
- See what studies are you are signed up for



Notes:

- Each semester you are asked to complete 3 hours of experimental participation. Note that most experiments are scheduled for 1 hour (i.e., 1 credit). However, shorter studies may be set for .5 credits (i.e., a 30 minute study).
- Please read the **Read Me (Rules etc.)** page for information regarding the purpose of your participation, concerns you may have about your participation, and a description of experimental etiquette.
- If you have any questions or concerns, please contact your Intro Psych Instructor or the Chair of the Department of Psychology.